



DOMOTICS
READY



APP
CONTROL



WIRELESS
REMOTE



CORDED
OPERATION



MANUAL
OPERATION

FOREST DECORATIVE ROD Series

Elegant and trendy rod systems. Available as manual, chain and motorised system.

CRS®
CRS® Deco
CRS® Corded
MRS® Motorised

THE WORLD
BEHIND
YOUR
CURTAINS



FOREST CURTAIN ROD SYSTEM - CRS®

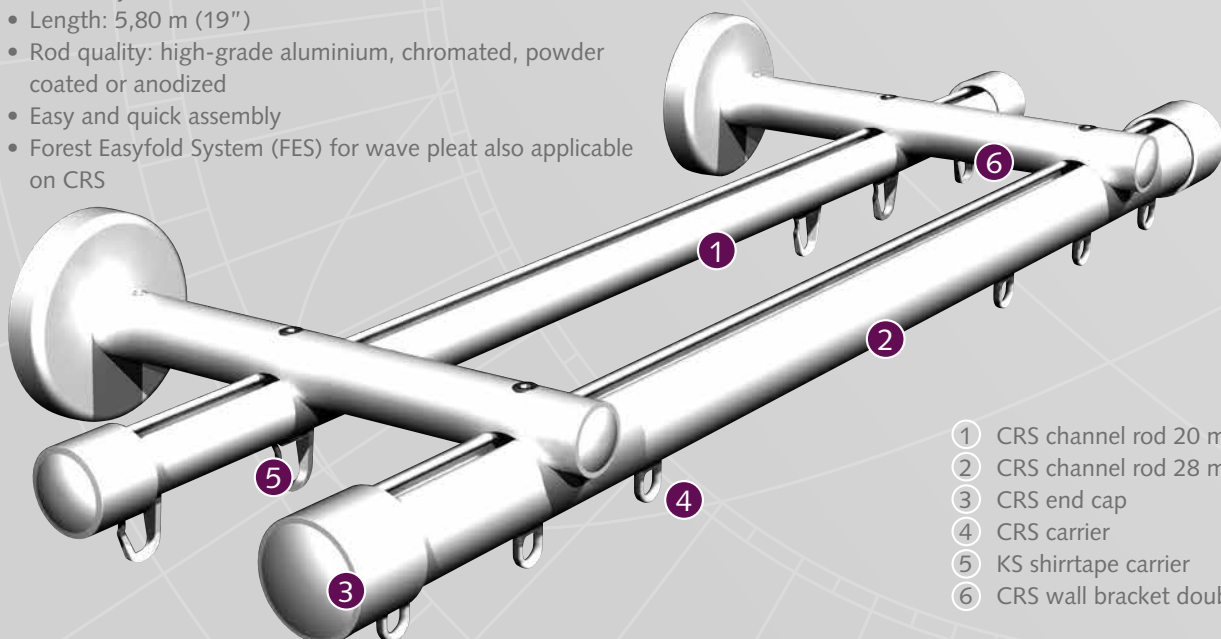
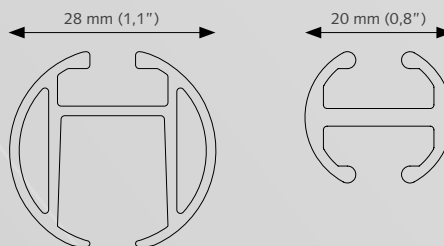


PRODUCT INFORMATION

- Elegant and trendy hand drawn channel rod system
- Curtain rod fitted with curtain carriers
- Available in two dimensions: 20 mm (0,8") and 28 mm (1,1")
- Bendable, both with an inside and outside corner
- Available in 9 colours: White-PC, Anthracite-PC, Chrome, Inox-PC, Inox-AN, Gold, Bronze, Taupe-PC, Antique-PC
- The brackets and endcaps are available in matching colours
- Inox coloured components can be used for both the Inox and Bronze coloured channel rod
- Wide range of decorative finials offering great variety of design options
- Possibility to use without a finial for inside frame fix
- Length: 5,80 m (19")
- Rod quality: high-grade aluminium, chromated, powder coated or anodized
- Easy and quick assembly
- Forest Easyfold System (FES) for wave pleat also applicable on CRS

PROFILE

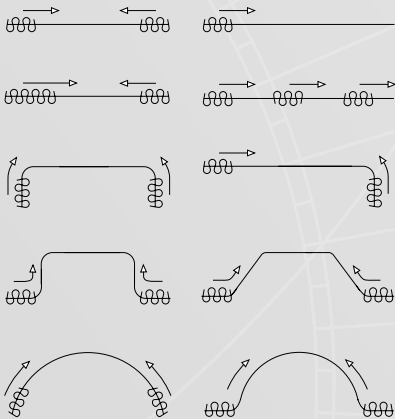
- Shown actual size 1:1
- Aluminium Extrusion
- Weight 20 mm (0,8"): 320 gram per meter
- Weight 28 mm (1,1"): 460 gram per meter
- Dimensions: 20 mm (0,8") and 28 mm (1,1")



- 1 CRS channel rod 20 mm (0,8")
- 2 CRS channel rod 28 mm (1,1")
- 3 CRS end cap
- 4 CRS carrier
- 5 KS shirrtape carrier
- 6 CRS wall bracket double



APPLICATIONS



BENDING / CURVING

The 20 mm (0,8") rod can be curved and reverse curved using a radius of 10 cm (4"); the 28 mm (1,1") rod can be curved and reverse curved by using a radius of 20 cm (8").

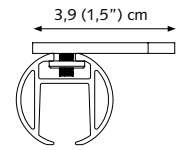


FOR USE IN

Domestic and / or project market, or at any location where a high quality, elegant and manually operated channel rod system is requested.

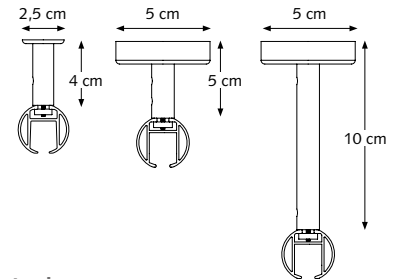
MOUNTING BRACKETS

CRS Ceiling Bracket



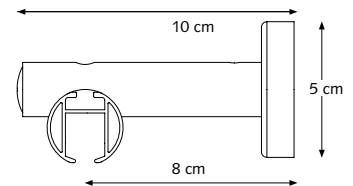
CRS Ceiling Suspension Bracket

4 cm (1,6"), 5 cm (2") or 10 cm (4")
20 mm (0,8")/ 28 mm (1,1").



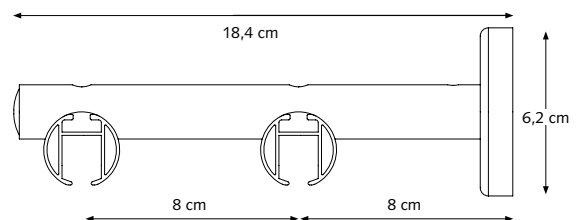
CRS Wall Bracket, single

8 cm (3,1") Ø 20 (0,8") or 28 mm (1,1").
12 cm (4,7") Ø 20 (0,8") or 28 mm (1,1").
16 cm (6,3") Ø 20 (0,8") or 28 mm (1,1").



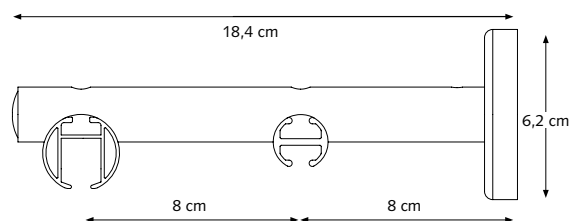
CRS Wall Bracket, double

16 cm (6,3") Ø 20 mm (0,8")
16 cm (6,3") Ø 28 mm (1,1")



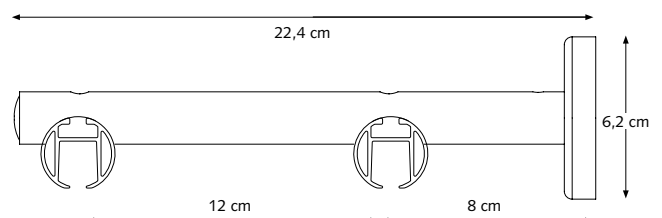
CRS Wall Bracket, double

16 cm (6,3") Ø 20/28 mm (0,8/1,1")



CRS Wall Bracket, double

20 cm (7,87") Ø 28 mm (1,1")



FOREST CRS® Deco

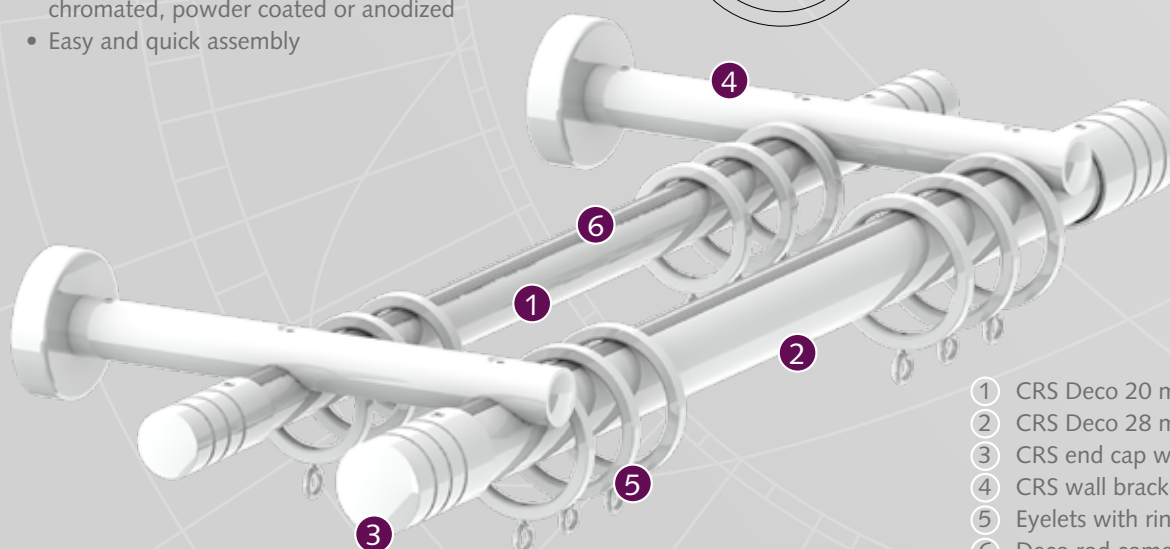
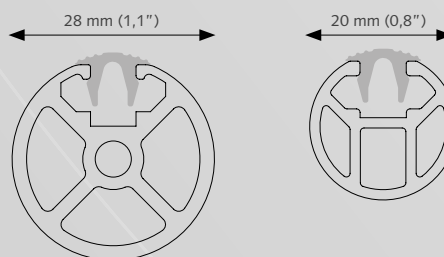


PRODUCT INFORMATION

- Elegant and decorative hand drawn channel rod system
- Curtain rod fitted with eyelets and rings
- Equipped with special inlay for smooth operation and noise reduction
- Available in two dimensions: 20 mm (0,8") and 28 mm (1,1")
- Available in 5 colours: Anthracite-PC, Chrome, Inox-AN, Taupe-PC, Antique-PC
- The brackets and decorative endcaps are available in matching colours
- Wide range of decorative finials offering great variety of design options
- Possibility to use without a finial for inside frame fix
- Length: 5,80 m (19")
- Rod quality: high-grade aluminium, chromated, powder coated or anodized
- Easy and quick assembly

PROFILE

- Shown actual size 1:1
- Aluminium Extrusion
- Track Ø 20 mm (0,8"): Maximum 3 kilograms at a support distance of 1.5 meters.
- Track Ø 28 mm (1,1"): Up to 4 kilograms at a support distance of 2.5 meters.
- Dimensions: 20 mm (0,8") and 28 mm (1,1")



- 1 CRS Deco 20 mm (0,8")
- 2 CRS Deco 28 mm (1,1")
- 3 CRS end cap with 3 grooves
- 4 CRS wall bracket double
- 5 Eyelets with rings
- 6 Deco rod comes with a special inlay on top.

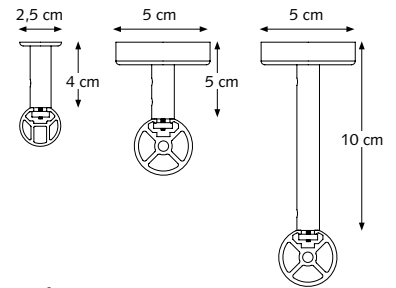


MOUNTING BRACKETS

CRS Ceiling Suspension Bracket

4 cm (1,6"), 5 cm (2") or 10 cm (4").

20 mm (0,8") / 28 mm (1,1").

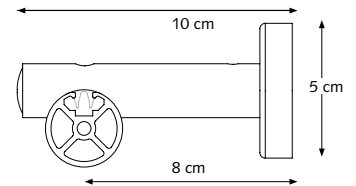


CRS Wall Bracket, single

8 cm (3,1") Ø 20 (0,8") or 28 mm (1,1").

12 cm (4,7") Ø 20 (0,8") or 28 mm (1,1").

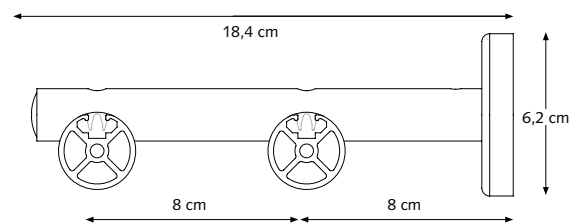
16 cm (6,3") Ø 20 (0,8") or 28 mm (1,1").



CRS Wall Bracket, double

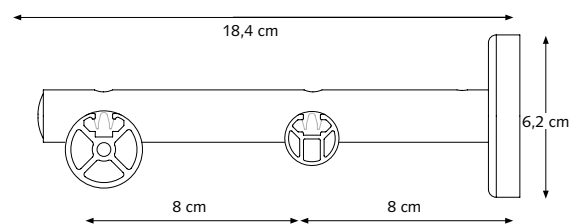
16 cm (6,3") Ø 20 mm (0,8")

16 cm (6,3") Ø 28 mm (1,1")



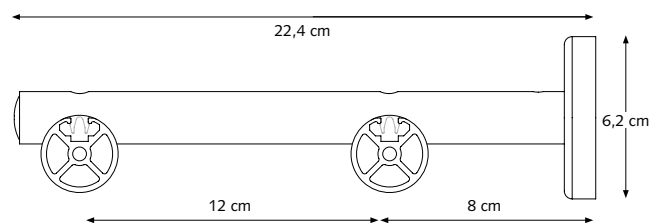
CRS Wall Bracket, double

16 cm (6,3") Ø 20/28 mm (0,8/1,1")



CRS Wall Bracket, double

20 cm (7,87") Ø 28 mm (1,1")



APPLICATIONS



SMOOTH AND SILENT OPERATION



Equipped with special inlay on top of rod for smooth operation and noise reduction.

FOR USE IN

Domestic and / or project market, or at any location where a high quality, elegant and manually operated channel rod system is requested.

SELECT YOUR FINIAL

Our large range of decorative finials offers you a great variety of design options. But is also possible to use without finial.



FOREST CRS® Corded

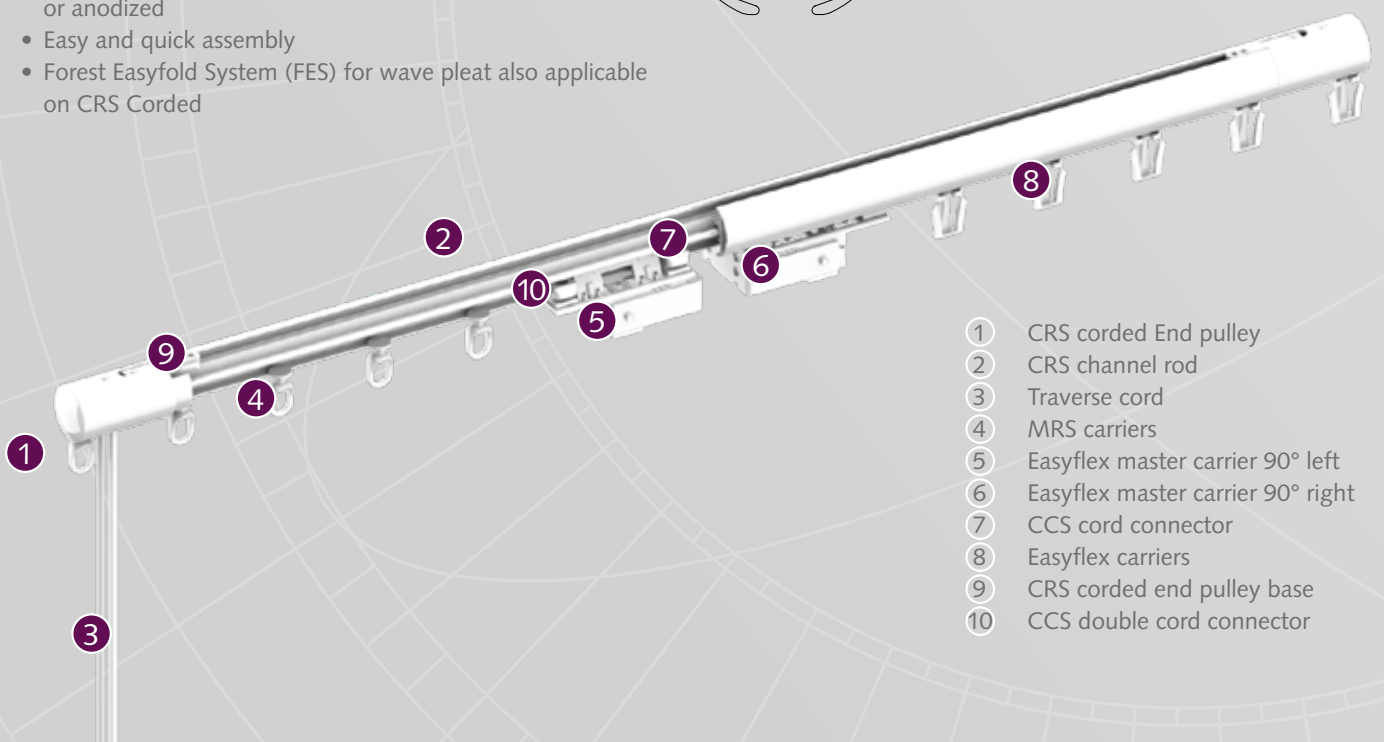
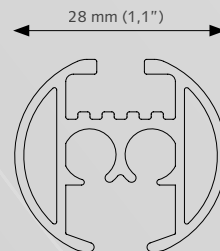


PRODUCT INFORMATION

- Elegant and trendy cord-operated channel rod system
- Curtain rod fitted with curtain carriers
- Available dimension: 28 mm (1,1")
- Bendable, both with an inside and outside corner
- Available in 6 colours: White-PC, Anthracite-PC, Chrome, Inox-AN, Taupe-PC, Antique-PC
- The brackets and endcaps are available in matching colours
- Wide range of decorative finials offering great variety of design options
- Length: 5,80 m (19")
- Rod quality: aluminium, chromated, powder coated or anodized
- Easy and quick assembly
- Forest Easyfold System (FES) for wave pleat also applicable on CRS Corded

PROFILE

- Shown actual size 1:1
- Weight: 460 grammes per meter
- Aluminium extrusion
- Dimension: 28 mm (1,1")

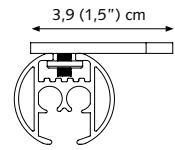


- 1 CRS corded End pulley
- 2 CRS channel rod
- 3 Traverse cord
- 4 MRS carriers
- 5 Easyflex master carrier 90° left
- 6 Easyflex master carrier 90° right
- 7 CCS cord connector
- 8 Easyflex carriers
- 9 CRS corded end pulley base
- 10 CCS double cord connector



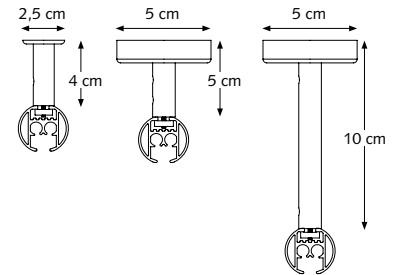
MOUNTING BRACKETS

CRS Ceiling Bracket



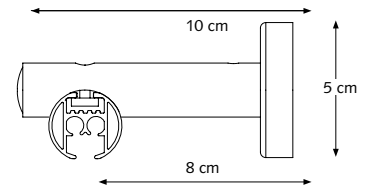
CRS Ceiling Support

4 cm (1,6"), 5 cm (2") or 10 cm (4").
20 mm (0,8")/ 28 mm (1,1").



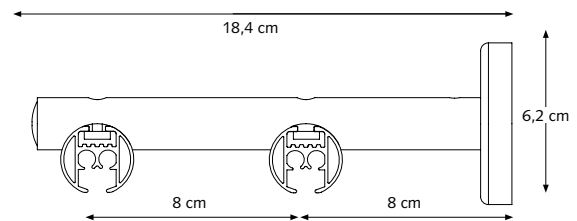
CRS Wall Bracket, single

8 cm (3,1"), 12 cm (4,7") and 16 cm (6,3")
(Base plate for the 12 cm (4,7") and 16 cm bracket is 6,2 cm (2,4"), similar to the double wall brackets.)



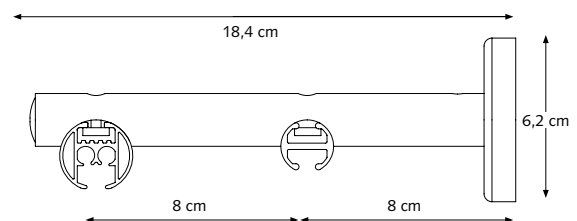
CRS Wall Bracket, double

16 cm (6,3")



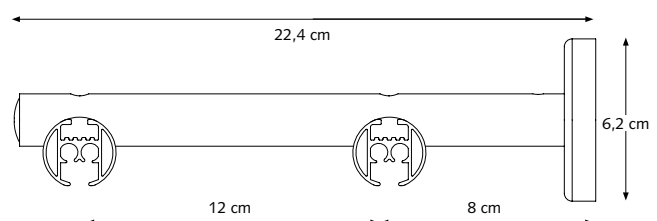
CRS Wall Bracket, double

16 cm (6,3") Ø 20 mm (0,8") (manual) / 28 mm (1,1") (corded)



CRS Wall Bracket, double

20 cm (7,87") Ø 28 mm (1,1")



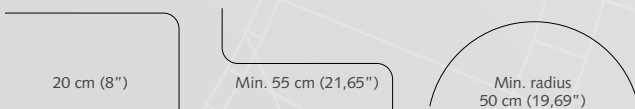
APPLICATIONS



Cross-Section Channel Rod with cord connectors and carriers.

BENDING / CURVING

The 28 mm (1,1") rod can be curved and reverse curved by using a radius of 20 cm (8").



FOR USE IN

Domestic and / or contract market, or at any location where a high quality, elegant and corded operated channel rod system is required.

FOREST MOTORISED ROD SYSTEM - MRS®




PRODUCT INFORMATION

- Comfortable and luxurious motorised channel rod system
- Curtain rod fitted with curtain carriers
- Two types of motors available:
 - 24 Volt Forest Shuttle with touch impulse
 - 230 Volt FMS with 30, 45 or 60 Watt
- Available dimension: 28 mm (1,1")
- Available in 8 colours: White-PC, Anthracite-PC, Chrome, Inox-PC, Inox-AN, Gold, Taupe-PC, Antique-PC
- The brackets and endcaps are available in matching colours
- Inox coloured components can be used for both the Inox and Bronze coloured channel rod
- Wide range of decorative finials offering great variety of design options
- Length: 5,80 m (19")
- Rod quality: high-grade aluminium, chromated, powder coated or anodized
- Easy-running return pulley
- Smooth and silent operation through Kevlar reinforcement of the transport belt
- Long life-span
- Easy opening and closing with the hand-held Diamond Sense remote control
- Domotica Ready
- Overlap carriers guarantees a complete closing of the curtains
- Forest Wave System for wave pleat also applicable on MRS



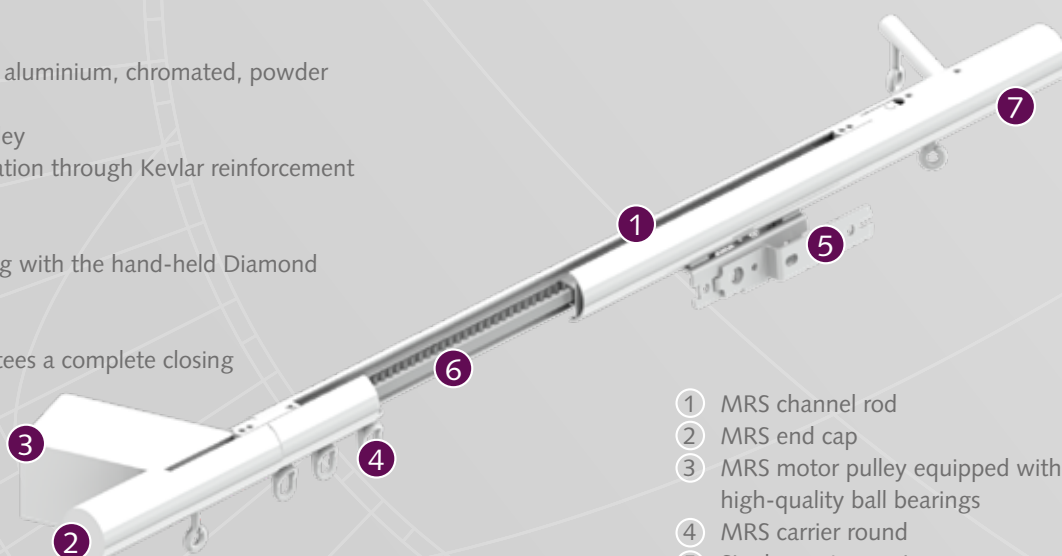
3



6



7



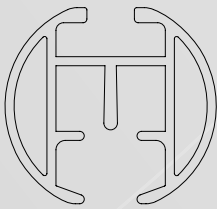
- 1 MRS channel rod
- 2 MRS end cap
- 3 MRS motor pulley equipped with high-quality ball bearings
- 4 MRS carrier round
- 5 Single master carrier
- 6 Kevlar transport belt
- 7 Easy running return pulley



PROFILE

- Shown actual size 1:1
- Weight 480 gr/mtr
- Aluminium Extrusion
- Dimension: 28 mm (1,1")

28 mm (1,1")



APPLICATIONS

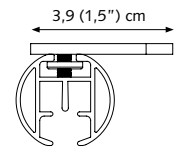


FOR USE IN

Domestic and / or contract market, or at any location where a high quality, elegant and motorised operated channel rod system is required.

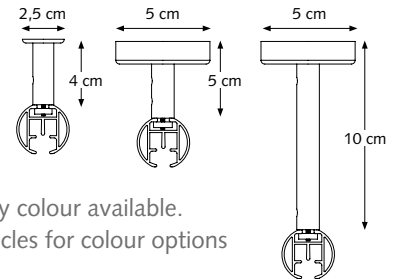
MOUNTING BRACKETS

MRS Ceiling Bracket



CRS/MRS Ceiling Suspension Bracket

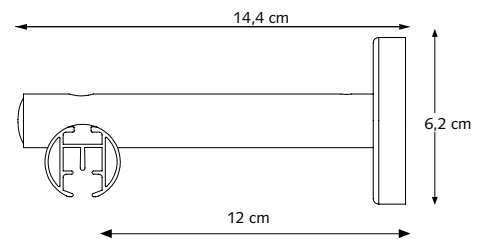
4 cm (1,6"), 5* cm (2") or 10 cm (4")
20 mm (0,8")/ 28 mm (1,1").



* = not in every colour available.
See list of articles for colour options

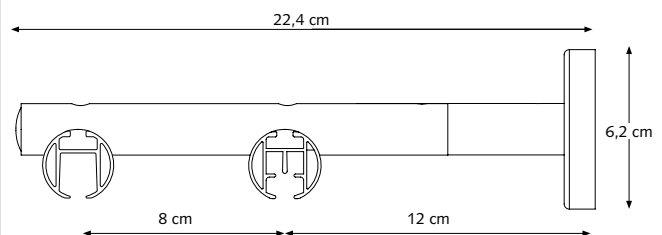
CRS/MRS Wall Bracket, single

12 cm (4,7") Ø 28 mm (1,1").
16 cm (6,3") Ø 28 mm (1,1").



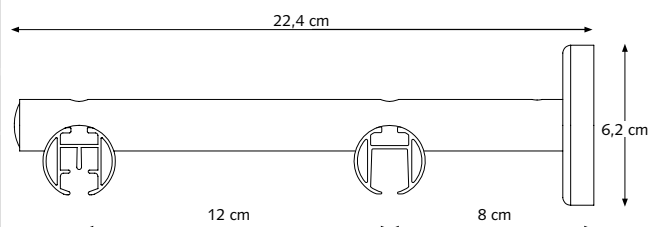
CRS/MRS Wall Bracket, double with 4 cm wall bracket extension

16 cm (6,3") Ø 28 mm (1,1")



CRS/MRS Wall Bracket, double

20 cm (7,87") Ø 28 mm (1,1")



FOREST MOTORISED ROD SYSTEM - MRS®

COMPATIBLE WITH



www.amx.com

In Concert Partner



www.knx.nl

KNX partner



www.z-wave.com

Z Wave alliance partner



www.crestron.com

I2P partner



SMARTHOMES

www.smart-homes.nl

Smart homes partner

Motorised Rod System (MRS®) is compatible with many other Building Automation systems, thanks to its modular construction. A competitive advantage over the motorised drapery systems in the world!

CONTROL OPTIONS

Our broad range of controls make finding a fit for your home even easier; controlling the curtains by hand, remote or even by building automation system. With the remote you can control the curtains in any position you like. Controlling the motorised rod system by your smartphone or tablet, you can create and schedule customized room scenes that allow your curtains to operate on their own throughout the day.



FOREST WIRELESS CONNECTOR

The Forest Wireless Connector is an easy way to make the motorised rod system 'smart'. This wireless remote solution works in combination with an analogue timer or a smart plug with which services as Apple Home Kit or Google Assistant become available. It is also easily incorporated into most popular building management systems, including dry contact controls.



FOREST DIAMOND SENSE REMOTE

15 Channel Remote control, possibility to control up to 15 systems individually and in group by integrated timer function or manual. Auto-On mode, when holding hand above it, the integrated LED light will automatically come on. Radio control, range up to 30 meters. Including magnetic wall support.



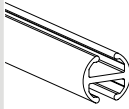
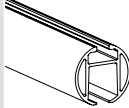
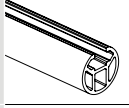
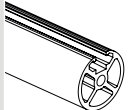
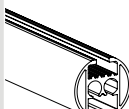
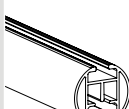





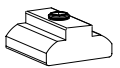
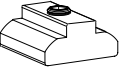



BUILDING AUTOMATION



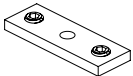


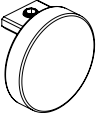
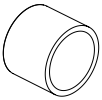
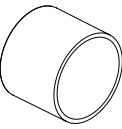
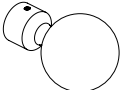
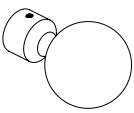

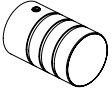
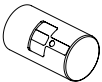
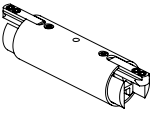
The MRS® system can be connected to any Building Automation system, by relay control.

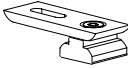
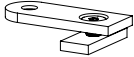

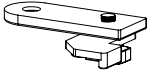

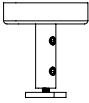
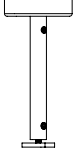


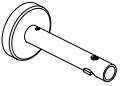
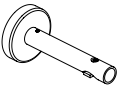
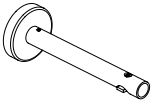
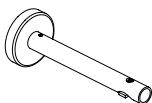


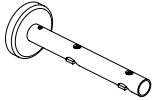
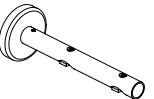
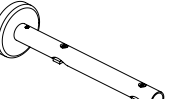
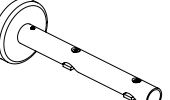
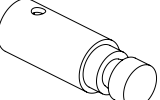
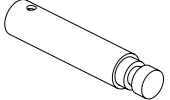
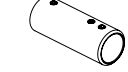


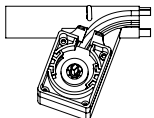
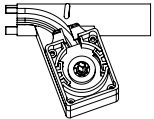
HOTEL CONTROL

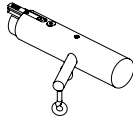
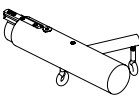


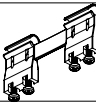





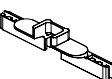
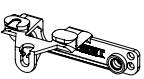
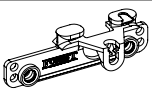
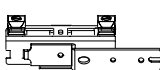
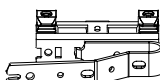


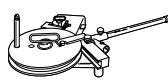
The MRS® system can be connected to any Hotel Automation system, by relay control.

CRS 20 mm	CRS 28 mm	CRS DECO 20	CRS DECO 28	CRS CORDED	MRS	ARTICLE	PACKING UNIT		ART.NR
●						 CRS CHANNEL ROD Ø 20 MM (0.8") Extruded aluminium, chromated, powder coated	5.80 mtr/tube	white gold inox-an inox-pc bronze black antique-pc anthracite-pc chrome	5801201580-PC 5801202580 5801203580 5801203580-PC 5801204580 5801206580-PC 5801209580-PC 5801205580-PC 5801207580
	●					 CRS CHANNEL ROD Ø 28 MM (1.1") Extruded aluminium, chromated, powder coated	5.80 mtr/tube	white gold inox-an inox-pc bronze black antique anthracite-pc taupe-pc chrome	5801281580-PC 5801282580 5801283580 5801283580-PC 5801284580-AN 5801286580-PC 5801289580-PC 5801285580-PC 5801284580-PC 5801287580
		●				 CRS DECO ROD Ø 20 MM (0.8") Extruded aluminium, chromated, powder coated	5.80 mtr/tube	inox-an antique-pc taupe-pc anthracite-pc chrome	5841208580 5841209580-PC 5841204580-PC 5841205580-PC 5841207580
			●			 CRS DECO ROD Ø 28 MM (1.1") Extruded aluminium, chromated, powder coated incl. inlay strip	5.80 mtr/tube	inox-an antique-pc taupe-pc anthracite-pc chrome	5841283580 5841289580-PC 5841284580-PC 5841285580-PC 5841287580
				●		 CRS CHANNEL ROD CORDED Ø 28 MM (1.1") Extruded aluminium, chromated, powder coated incl. inlay strip	5.80 mtr/tube	white inox-an inox-pc antique-pc anthracite-pc chrome	5811281580-PC 5811283580 5811283580-PC 5811289580-PC 5811286580-PC 5701287520
					●	 MRS MOTORISED ROD Ø 28 MM (1.1") Extruded aluminium, chromated, powder coated	5.80 mtr/tube	white gold inox-an inox-pc antique-pc taupe-pc anthracite-pc chrome	5701281580-PC 5701282580 5701283580 5701283580-PC 5701289580-PC 5701284580-PC 5701286580-PC 5701287520
●	●			●		 CRS CARRIER ROUND	500/box	white silver black	5810101000 5810103000 5810106000
					●	 MRS CARRIER ROUND	500/box	white silver black	5710101000 5710103000 5710106000
	●					 CS BALL BEARING (SMALL) carrier 16 mm for 28 mm CRS manual	100/box	white black	2512000016 2512006016
		●				 CRS DECO CURTAIN RING FOR 20 MM	25/box	inox-pc taupe-pc anthracite-pc chrome antique-pc	5841203000-PC 5841204000-PC 5841205000-PC 5841207000 5841209000-PC
			●			 CRS DECO CURTAIN RING FOR 28 MM	25/box	inox-pc taupe-pc anthracite-pc chrome antique-pc	5841283000-PC 5841284000-PC 5841285000-PC 5841287000 5841289000-PC
●				●		 CRS METAL ENDSTOP WITH SCREW for 20 mm (0,8")	2/box		5816101000
	●			●		 CRS METAL ENDSTOP WITH SCREW for 28 mm (1.1")	100/box		5816101001
●						 CRS METAL ENDSTOP WITH SCREW-EYE for 20 mm (0,8")	100/box		5816102000
	●					 CRS METAL ENDSTOP WITH SCREW-EYE for 28 mm (1.1") long	100/box		5816102001
●						 CRS METAL ENDSTOP WITH SCREW-EYE for 20 mm (1.1") long	100/box		5816102002

CRS 20 mm	CRS 28 mm	CRS DECO 20	CRS DECO 28	CRS CORDED	MRS	ARTICLE	PACKING UNIT		ART.NR
	●			●	●	 EASYFLEX ENDBOOK	500/box	white black	4812801000 4812806000
●	●			●		 CRS RAIL CONNECTOR (6 CM)	10/box		5815200006
		●	●			 CRS DECO / MRS RAILVERBINDER (20/28mm) <i>Available in Q1 2021</i>	10/box		5815200005
●	●	●	●	●		 CRS CORNER CONNECTOR (5 CM)	10/box		5815200007
●		●				 CRS FINIAL SHORT ENDCAP Ø 20 MM	10/box	white inox-an inox-pc taupe-pc anthracite-pc black antique-pc	5816101220-PC 5816103220 5816103220-PC 5816104220-PC 5816105220-PC 5816106220-PC 5816109220-PC
	●		●			 CRS FINIAL SHORT ENDCAP Ø 28 MM	10/box	white inox-an inox-pc taupe-pc anthracite-pc black antique-pc	5816101228-PC 5816103228 5816103228-PC 5816104228-PC 5816105228-PC 5816106228-PC 5816109228-PC
●		●				 CRS FINIAL Ø 20 MM	10/box	white gold inox-an inox-pc black antique-pc taupe-pc anthracite-pc chrome	5816101020-PC 5816102020 5816103020 5816103020-PC 5816106020-PC 5816109020-PC 5816104020-PC 5816105020-PC 5816107020
	●		●		●	 CRS FINIAL Ø 28 MM	10/box	white gold inox-an inox-pc black antique-pc taupe-pc anthracite-pc chrome	5816101028-PC 5816102028 5816103028 5816103028-PC 5816106028-PC 5816109028-PC 5816104028-PC 5816105028-PC 5816107028
	●		●		●	 CRS/MRS FINIAL ROUND 60 MM 28 mm	2/box	white gold inox-an black antique-pc taupe-pc anthracite-pc chrome	5716101100-PC 5716102100 5716103100 5716106100-PC 5716109100-PC 5716104100-PC 5716105100-PC 5716107100
	●		●		●	 CRS/MRS FINIAL ROUND 70 MM 28 mm	2/box	gold inox-an antique-pc taupe-pc anthracite-pc chrome	5716102000 5716103000 5716109000-PC 5716104000-PC 5716105000-PC 5716107000
	●		●		●	 CRS FINIAL WITH 3 GROOVES 20 mm	2/box	inox-an anthracite-pc chrome	5816103120 5816105120-PC 5816107120
●		●				 CRS/MRS FINIAL WITH 3 GROOVES 28 mm	2/box	gold inox-an black antique-pc taupe-pc anthracite-pc chrome	5816102128 5816103128 5816106128-PC 5816109128-PC 5816104128-PC 5816105128-PC 5816107128
				●		 CRS CORDED END PULLEY complete	2/box	white gold inox-an inox-pc antique-pc taupe-pc anthracite-pc	6130201001-PC 6130202001 6130203001 6130203001-PC 6130209001-PC 6130204001-PC 6130206001-PC
				●		 CRS CORDED CENTRE PULLEY complete	2/box	white inox-an inox-pc antique-pc taupe-pc anthracite-pc	6130251001-PC 6130253001 6130253001-PC 6130259001-PC 6130254001-PC 6130256001-PC

CRS 20 mm	CRS 28 mm	CRS DECO 20	CRS DECO 28	CRS CORDED	MRS	ARTICLE	PACKING UNIT		ART.NR
●	●			●	●	 CRS CEILING BRACKET Ø 20/28 MM with slot	100/box	aluminium	5818003000
●	●			●	●	 CRS CEILING BRACKET Ø 20/28 MM with hole	100/box	white inox	5818003101 5818003103
				●	●	 MRS CEILING BRACKET SMALL, 1,5 CM	4/box	chrome	5718407050
	●			●	●	 CRS SWIVEL FOR 28 MM ROD	100/box		5863001000
●	●	●	●	●	●	 CRS CEILING SUSPENSION BRACKET 4 CM (1.57") Ø 20/28 mm	2/box	white gold inox-an inox-pc black antique-pc anthracite-pc chrome	5818112000-PC 5818122000 5818132000 5818132000-PC 5818162000-PC 5818192000-PC 5818152000-PC 5818012028
●	●			●	●	 CRS CEILING SUSPENSION BRACKET 5 CM (1.96") Ø 20/28 mm	2/box	white gold inox-an inox-pc antique-pc	5818112028-PC 5818122028 5818132028 5818132028-PC 5818192028-PC
●	●					 CRS CEILING SUSPENSION BRACKET 10 CM (3.93") Ø 20/28 mm	2/box	white gold inox-an inox-pc black antique-pc anthracite-pc	5818012028 5818022028 5818032028 5818032028-PC 5818062028-PC 5818092028-PC 5818052028-PC
●		●				 CRS WALL BRACKET SINGLE 8 CM (3.15") Ø 20 mm	2/box	white gold inox-an inox-pc black antique-pc anthracite-pc chrome	5820080120-PC 5820080220 5820080320 5820080320-PC 5820080620-PC 5820080920-PC 5820080520-PC 5820080720
	●		●	●		 CRS WALL BRACKET SINGLE 8 CM (3.15") Ø 28 mm	2/box	white gold inox-an inox-pc black antique-pc taupe-pc anthracite-pc chrome	5820080128-PC 5820080228 5820080328 5820080328-PC 5820080628-PC 5820080928-PC 5820080428-PC 5820080528-PC 5820080728
●		●				 CRS WALL BRACKET SINGLE 12 CM (4.72") Ø 20 mm	2/box	white gold inox-an inox-pc black antique-pc anthracite-pc chrome	5820120120-PC 5820120220 5820120320 5820120320-PC 5820120620-PC 5820120920-PC 5820120520-PC 5820120720
	●		●	●	●	 CRS WALL BRACKET SINGLE 12 CM (4.72") Ø 28 mm	2/box	white gold inox-an inox-pc black antique-pc taupe-pc anthracite-pc chrome	5820120128-PC 5820120228 5820120328 5820120328-PC 5820120628-PC 5820120928-PC 5820120428-PC 5820120528-PC 5820120728
●		●				 CRS WALL BRACKET SINGLE 16 CM (6.29") Ø 20 mm	2/box	white gold inox-an inox-pc black antique-pc	5820160120-PC 5820160220 5820160320 5820160320-PC 5820160620-PC 5820160920-PC
	●		●	●	●	 CRS WALL BRACKET SINGLE 16 CM (6.29") Ø 28 mm	2/box	white gold inox-an inox-pc black antique-pc taupe-pc anthracite-pc	5820160128-PC 5820160228 5820160328 5820160328-PC 5820160628-PC 5820160928-PC 5820160428-PC 5820160528-PC

CRS 20 mm	CRS 28 mm	CRS DECO 20	CRS DECO 28	CRS CORDED	MRS	ARTICLE	PACKING UNIT		ART.NR
●		●				 CRS WALL BRACKET DOUBLE 16 CM (6.29'') Ø 20 mm	2/box	white gold inox-an inox-pc black antique-pc chrome	5822160120-PC 5822160220 5822160320 5822160320-PC 5822160620-PC 5822160920-PC 5822160720
	●		●	●	●	 CRS WALL BRACKET DOUBLE 16 CM (6.29'') Ø 28 mm	2/box	white gold inox-an inox-pc black antique-pc taupe-pc anthracite-pc	5822160128-PC 5822160228 5822160328 5822160328-PC 5822160628-PC 5822160928-PC 5822160428-PC 5822160528-PC
	●		●			 CRS WALL BRACKET DOUBLE 20 CM (7.87'') Ø 28 mm	2/box	white gold inox-an inox-pc black antique-pc taupe-pc anthracite-pc chrome	5822200128-PC 5822200228 5822200328 5822200328-PC 5822200628-PC 5822200928-PC 5822200428-PC 5822200528-PC 5822200728
●	●					 CRS WALL BRACKET DOUBLE 16 CM (6.29'') Ø 20/28 mm	2/box	white gold inox-an inox-pc black antique-pc	5822012028 5822022028 5822032028 5822032028-PC 5822036028-PC 5822039028-PC
●	●			●	●	 CRS WALL BRACKET EXTENSION 4 CM	10/box	white inox-an inox-pc black antique-pc anthracite-pc	5815201030 5815203030 5815203030-PC 5815206030-PC 5815209030-PC 5815205030-PC
●	●			●	●	 CRS WALL BRACKET EXTENSION 8 CM		inox-an inox-pc black antique-pc	5815103020 5815103020-PC 5815106020-PC 5815109020-PC
●	●			●	●	 CRS ADJUSTABLE BRACKET EXTENSION	10/box	white gold inox-an inox-pc taupe-pc anthracite black antique-pc	5815101070-PC 5815102070 5815103070 5815103070-PC 5815104070-PC 5815105070-PC 5815106070-PC 5815109070-PC
●						 CRS INSIDE WALL BRACKET Ø 20 MM	10/box	white gold inox-an inox-pc black antique-pc	5817101020-PC 5817102020 5817103020 5817103020-PC 5817106020-PC 5817109020-PC
	●				●	 CRS INSIDE WALL BRACKET Ø 28 MM	10/box	white gold inox-an inox-pc black antique-pc taupe-pc anthracite-pc chrome	5817101028-PC 5817102028 5817103028 5817103028-PC 5817106028-PC 5817109028-PC 5817104028-PC 5817105028-PC 5817107028
					●	 MRS MOTOR PULLEY LEFT	1/box	white gold inox-an inox-pc antique taupe-pc anthracite-pc chrome	5730101000-PC 5730102000 5730108000 5730108000-PC 5730109000 5730104000-PC 5730106000-PC 5730107000
					●	 MRS MOTOR PULLEY RIGHT	1/box	white gold inox-an inox-pc antique taupe-pc anthracite-pc chrome	5730201000-PC 5730202000 5730208000 5730208000-PC 5730209000 5730204000-PC 5730206000-PC 5730207000

CRS 20 mm	CRS 28 mm	CRS DECO 20	CRS DECO 28	CRS CORDED	MRS	ARTICLE	PACKING UNIT		ART.NR
					●	 MRS RETURN PULLEY LEFT	1/box	white gold inox-an inox-pc antique taupe-pc anthracite-pc chrome	5730111000-PC 5730112000 5730118000 5730118000-PC 5730119000 5730114000-PC 5730116000-PC 5730117000
					●	 MRS RETURN PULLEY RIGHT	1/box	white gold inox-an inox-pc antique taupe-pc anthracite-pc chrome	5730121000-PC 5730122000 5730128000 5730128000-PC 5730129000 5730124000-PC 5730126000-PC 5730127000
				●		 CKS / CCS CORD ON ROLL	250 Mtr/roll	white grey black	1030401000 1030403000 1030406000
				●		 CCS CORD CONNECTOR	100/box	white grey black	3030301000 3030303000 3030306000
				●		 CCS DOUBLE CORD CONNECTOR	20/box	white grey black	3030301010 3030303010 3030306010
				●		 ASSEMBLY TOOL FOR CKS/CCS/CRS CORD CONNECTOR	Piece		9510000027
				●		 CORD/CHAIN WEIGHT DESIGN	10/box	white black silver	3030701000 3030706000 3030703000
				●		 CKS / CCS TENSION PULLEY	25/box		1030501000
				●		 BS CORD / CHAIN WALL MOUNT SAFETY BOX SINGLE	25/box		3645702000
				●		 FMS TRANSPORT BELT	100 Mtr/roll		5105501000
				●		 EASYFOLD MRS BELT CONNECTOR	25/box		4805711500
●	●			●	●	 EASYFOLD PLASTIC MASTER UNDERLAP	25/box	white silver black transparent	4815201010 4815203010 4815206010 4815201000
●	●			●	●	 EASYFOLD PLASTIC MASTER STRAIGHT/OVERLAP	25/box	white silver black transparent	4815101010 4815103010 4815106010 4815101000
				●	●	 FMS Master CARRIER UNDERLAP Multifunctional - arm is reversible for Click on stiffner	15/box	white silver black	5215801010 5215803010 5215806010
				●	●	 FMS MASTER CARRIER OVERLAP Multifunctional - arm is reversible for Click on stiffner	15/box	white silver black	5215901010 5215903010 5215906010
●						 COMPACT BENDING HOUSE, for Ø 20 mm (0,8") CRS	1/each		1050000000
●						 CRS BENDING WHEEL, for Ø 20 mm (0,8") CRS incl. strips	1/each		5860000020
●	●					 CONTRACT BENDING TOOL, for Ø20 and Ø 28 mm (1.1") CRS	1/each		2560000000

CRS 20 mm	CRS 28 mm	CRS DECO 20	CRS DECO 28	CRS CORDED	MRS	ARTICLE	PACKING UNIT	ART.NR		
●							1/each	5860200020		
	●						1/each	5860000028		
●							1/each	5860100020		
	●						1/each	5860100028		
●							1/each	5860700020		
	●						1/each	5860700028		
	●						1/each	2560700000		
●	●						1/each	1060500000		
●	●						1/set	5860702028		
●	●	●	●	●	●			5109020000		
●	●	●	●				KS DRAW STICK FIBERGLASS	100/box	92 cm 122 cm	1065101092 1065101122
							KS DRAW STICK TRANSPARENT	50/box	92 cm 122 cm	1065102092 1065102122
							KS DRAW STICK ALUMINIUM WHITE	50/box	92 cm 122 cm 152 cm	1065102152 1065111092 1065111122
							KS DRAW STICK ALUMINIUM SILVER	50/box	92 cm 122 cm 152 cm 202 cm	1065111092 1065113092 1065113122 1065113152
							KS DRAW STICK ALUMINIUM BLACK	50/box	92 cm 122 cm 152 cm	1065116092 1065116122 1065116152
							KS DRAW STICK ALUMINIUM ANTIQUE	50/box	92 cm 122 cm 152 cm	1065119092 1065119122 1065119152
●	●	●	●	●	●			1/each	9904100101	
●	●	●	●	●	●			1/set	9902000001	

